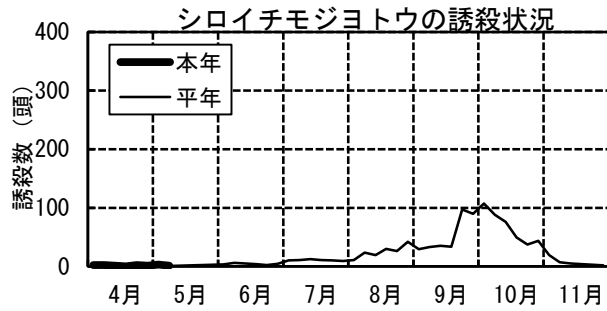


シロイチモジヨトウ半旬別誘殺数
(安土町大中：P. T)

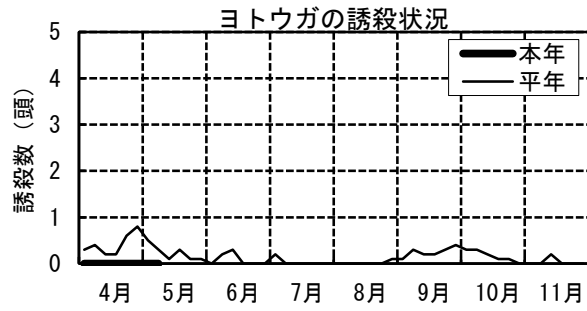
| 月 | 半旬 | 本年 | | 平年 | |
|----|----|------|------|-------|-------|
| | | 半旬別 | 累積 | 半旬別 | 累積 |
| 4 | 1 | 2 | 2 | 0.2 | 0.2 |
| | 2 | 2 | 4 | 0.3 | 0.4 |
| | 3 | 1 | 5 | 0.2 | 0.4 |
| | 4 | 0 | 5 | 0.3 | 0.8 |
| | 5 | 2 | 7 | 0.5 | 1.4 |
| | 6 | 1 | 8 | 0.5 | 2.0 |
| 5 | 1 | 3 | 11 | 0.7 | 2.8 |
| | 2 | 1 | 12 | 0.8 | 3.6 |
| | 3 | #N/A | #N/A | 1.0 | 4.6 |
| | 4 | #N/A | #N/A | 1.8 | 6.2 |
| | 5 | #N/A | #N/A | 2.5 | 8.6 |
| | 6 | #N/A | #N/A | 2.8 | 11.8 |
| 6 | 1 | #N/A | #N/A | 3.5 | 15.2 |
| | 2 | #N/A | #N/A | 5.8 | 19.8 |
| | 3 | #N/A | #N/A | 5 | 23.0 |
| | 4 | #N/A | #N/A | 4 | 25.8 |
| | 5 | #N/A | #N/A | 2 | 26.8 |
| | 6 | #N/A | #N/A | 5 | 28.8 |
| 7 | 1 | #N/A | #N/A | 10.0 | 35.0 |
| | 2 | #N/A | #N/A | 10.5 | 42.8 |
| | 3 | #N/A | #N/A | 12.2 | 52.0 |
| | 4 | #N/A | #N/A | 10.5 | 59.0 |
| | 5 | #N/A | #N/A | 10.2 | 67.4 |
| | 6 | #N/A | #N/A | 9.3 | 74.0 |
| 8 | 1 | #N/A | #N/A | 10.8 | 83.4 |
| | 2 | #N/A | #N/A | 23.3 | 100.4 |
| | 3 | #N/A | #N/A | 19.2 | 116.4 |
| | 4 | #N/A | #N/A | 29.7 | 133.8 |
| | 5 | #N/A | #N/A | 26.2 | 154.6 |
| | 6 | #N/A | #N/A | 42.0 | 187.4 |
| 9 | 1 | #N/A | #N/A | 29.3 | 203.6 |
| | 2 | #N/A | #N/A | 32.8 | 213.6 |
| | 3 | #N/A | #N/A | 34.9 | 229.4 |
| | 4 | #N/A | #N/A | 33.3 | 243.6 |
| | 5 | #N/A | #N/A | 97.3 | 288.8 |
| | 6 | #N/A | #N/A | 89.7 | 332.2 |
| 10 | 1 | #N/A | #N/A | 107.3 | 400.2 |
| | 2 | #N/A | #N/A | 87.9 | 449.8 |
| | 3 | #N/A | #N/A | 75.9 | 487.6 |
| | 4 | #N/A | #N/A | 49.4 | 503.0 |
| | 5 | #N/A | #N/A | 37.1 | 515.4 |
| | 6 | #N/A | #N/A | 43.7 | 525.0 |
| 11 | 1 | #N/A | #N/A | 19.4 | 528.8 |
| | 2 | #N/A | #N/A | 6.9 | 536.8 |
| | 3 | #N/A | #N/A | 4.7 | 538.6 |
| | 4 | #N/A | #N/A | 3.9 | 541.2 |
| | 5 | #N/A | #N/A | 2.6 | 543.0 |
| | 6 | #N/A | #N/A | 1.9 | 544.6 |



・平年値はR1～R6の6年間の平均値。
ただし、R2の4月第1半旬～9月第2半旬は欠測値。

ヨトウガ半旬別誘殺数
(安土町大中：P. T)

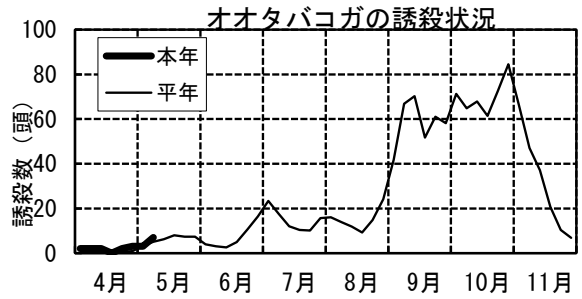
| 月 | 半旬 | 本年 | | 平年 | |
|----|----|-----|----|-----|-----|
| | | 半旬別 | 累積 | 半旬別 | 累積 |
| 4 | 1 | 0 | 0 | 0.3 | 0.4 |
| | 2 | 0 | 0 | 0.4 | 0.9 |
| | 3 | 0 | 0 | 0.2 | 1.2 |
| | 4 | 0 | 0 | 0.2 | 1.5 |
| | 5 | 0 | 0 | 0.6 | 2.1 |
| | 6 | 0 | 0 | 0.8 | 3.0 |
| 5 | 1 | 0 | 0 | 0.5 | 3.6 |
| | 2 | 0 | 0 | 0.3 | 3.9 |
| | 3 | | | 0.1 | 4.1 |
| | 4 | | | 0.3 | 4.4 |
| | 5 | | | 0.1 | 4.6 |
| | 6 | | | 0.1 | 4.7 |
| 6 | 1 | | | 0.0 | 4.7 |
| | 2 | | | 0.2 | 4.9 |
| | 3 | | | 0.3 | 5.2 |
| | 4 | | | 0 | 5.2 |
| | 5 | | | 0.0 | 5.3 |
| | 6 | | | 0.0 | 5.4 |
| 7 | 1 | | | 0.2 | 5.5 |
| | 2 | | | 0 | 5.5 |
| | 3 | | | 0 | 5.5 |
| | 4 | | | 0 | 5.5 |
| | 5 | | | 0.0 | 5.6 |
| | 6 | | | 0.0 | 5.7 |
| 8 | 1 | | | 0.0 | 5.7 |
| | 2 | | | 0 | 5.7 |
| | 3 | | | 0 | 5.7 |
| | 4 | | | 0 | 5.7 |
| | 5 | | | 0 | 5.7 |
| | 6 | | | 0.1 | 5.9 |
| 9 | 1 | | | 0 | 6.0 |
| | 2 | | | 0.3 | 6.3 |
| | 3 | | | 0.2 | 6.8 |
| | 4 | | | 0.2 | 7.0 |
| | 5 | | | 0.3 | 7.3 |
| | 6 | | | 0.4 | 8.0 |
| 10 | 1 | | | 0.3 | 8.4 |
| | 2 | | | 0.3 | 8.8 |
| | 3 | | | 0.2 | 9.1 |
| | 4 | | | 0.1 | 9.2 |
| | 5 | | | 0.1 | 9.3 |
| | 6 | | | 0.0 | 9.3 |
| 11 | 1 | | | 0.0 | 9.5 |
| | 2 | | | 0.0 | 9.8 |
| | 3 | | | 0 | 9.9 |
| | 4 | | | 0 | 9.9 |
| | 5 | | | 0 | 9.9 |
| | 6 | | | 0 | 9.9 |



・ 平年値はH27～R6の10年間の平均値。

オオタバコガ半旬別誘殺数
(安土町大中：P. T)

| 月 | 半旬 | 本年 | | 平年 | |
|----|----|------|----|------|-------|
| | | 半旬別 | 累積 | 半旬別 | 累積 |
| 4 | 1 | 4.1 | 2 | 0.1 | 0.1 |
| | 2 | 4.2 | 2 | 0.3 | 0.3 |
| | 3 | 4.3 | 2 | 0.4 | 0.7 |
| | 4 | 4.4 | 0 | 0.5 | 1.2 |
| | 5 | 4.5 | 2 | 0.4 | 1.4 |
| | 6 | 4.6 | 3 | 11 | 0.9 |
| 5 | 1 | 5.1 | 3 | 3.2 | 4.1 |
| | 2 | 5.2 | 7 | 5.1 | 6.8 |
| | 3 | 5.3 | | 6.2 | 10.4 |
| | 4 | 5.4 | | 8.0 | 14.3 |
| | 5 | 5.5 | | 7.4 | 18.0 |
| | 6 | 5.6 | | 7.4 | 22.1 |
| 6 | 1 | 6.1 | | 4.0 | 25.5 |
| | 2 | 6.2 | | 3.1 | 28.6 |
| | 3 | 6.3 | | 2.5 | 30.7 |
| | 4 | 6.4 | | 5.0 | 35.3 |
| | 5 | 6.5 | | 10.6 | 42.4 |
| | 6 | 6.6 | | 16.4 | 55.8 |
| 7 | 1 | 7.1 | | 23.4 | 70.7 |
| | 2 | 7.2 | | 17.6 | 82.6 |
| | 3 | 7.3 | | 12.0 | 93.5 |
| | 4 | 7.4 | | 10.4 | 101.9 |
| | 5 | 7.5 | | 10.1 | 109.2 |
| | 6 | 7.6 | | 15.7 | 119.8 |
| 8 | 1 | 8.1 | | 16.1 | 131.5 |
| | 2 | 8.2 | | 13.9 | 146.5 |
| | 3 | 8.3 | | 11.9 | 157.8 |
| | 4 | 8.4 | | 9.3 | 166.6 |
| | 5 | 8.5 | | 14.8 | 176.7 |
| | 6 | 8.6 | | 24.1 | 196.7 |
| 9 | 1 | 9.1 | | 41.7 | 224.9 |
| | 2 | 9.2 | | 66.8 | 274.7 |
| | 3 | 9.3 | | 70.2 | 328.4 |
| | 4 | 9.4 | | 51.7 | 376.6 |
| | 5 | 9.5 | | 61.0 | 419.6 |
| | 6 | 9.6 | | 58.1 | 456.2 |
| 10 | 1 | 10.1 | | 71.3 | 513.4 |
| | 2 | 10.2 | | 64.8 | 567.1 |
| | 3 | 10.3 | | 67.9 | 627.8 |
| | 4 | 10.4 | | 61.4 | 682.1 |
| | 5 | 10.5 | | 72.7 | 740.6 |
| | 6 | 10.6 | | 84.5 | 809.5 |
| 11 | 1 | 11.1 | | 66.5 | 862.0 |
| | 2 | 11.2 | | 47.1 | 899.8 |
| | 3 | 11.3 | | 37.1 | 930.5 |
| | 4 | 11.4 | | 20.7 | 949.3 |
| | 5 | 11.5 | | 10.4 | 958.8 |
| | 6 | 11.6 | | 6.9 | 964.5 |



・平年値はH27～R6の10年間の平均値。

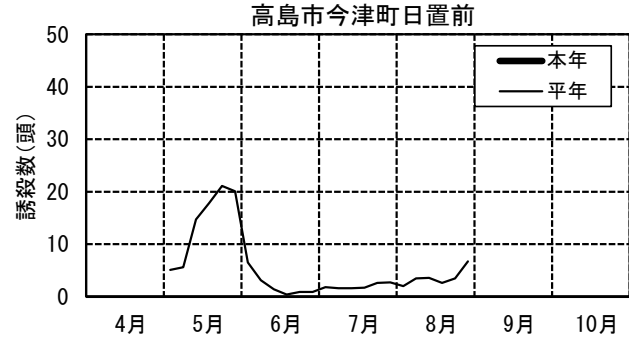
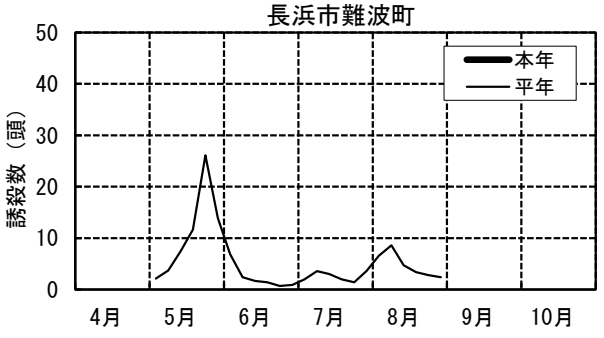
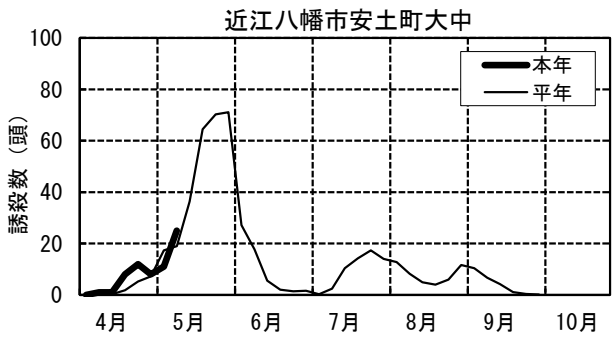
ニカメイガ半旬別誘殺数 (フェロモントラップ)

(頭)

| 月 | 半旬 | 近江八幡市安土町大中 | | | | 長浜市難波町 | | | | 高島市今津町日置前 | | | |
|---|----|------------|------|----|------|--------|------|----|------|-----------|------|------|------|
| | | 本年 | 累積 | 平年 | 累積 | 本年 | 累積 | 平年 | 累積 | 本年 | 累積 | 平年 | 累積 |
| 4 | 1 | 4 | 0 | 0 | 0.1 | 0.1 | | | | | | | |
| | 2 | 4 | 1 | 1 | 0 | 0.2 | | | | | | | |
| | 3 | 4 | 1 | 2 | 0.3 | 0.5 | | | | | | | |
| | 4 | 4 | 8 | 10 | 1.8 | 2.3 | | | | | | | |
| | 5 | 5 | 12 | 22 | 5.2 | 7.5 | | | | | | | |
| | 6 | 5 | 8 | 30 | 7.2 | 14.7 | | | | | | | |
| 5 | 1 | 5 | 11 | 41 | 17.3 | 32.0 | | | 2.1 | 2.1 | | 5.1 | 5.1 |
| | 2 | 5 | 25 | 66 | 19.0 | 51.0 | | | 3.7 | 5.8 | | 5.6 | 10.7 |
| | 3 | 5 | | | 36.4 | 87.4 | | | 7.4 | 13.2 | | 14.7 | 25.4 |
| | 4 | 5 | | | 64.5 | 151.9 | | | 11.7 | 24.9 | | 17.8 | 43.2 |
| | 5 | 6 | | | 70.3 | 222.2 | | | 26.1 | 51.0 | | 21.1 | 64.3 |
| | 6 | 6 | | | 71.1 | 293.3 | | | 13.9 | 64.9 | | 20.1 | 84.4 |
| 6 | 1 | 6 | | | 27.2 | 320.5 | | | 6.9 | 71.8 | | 6.5 | 90.9 |
| | 2 | 6 | | | 17.8 | 338.3 | | | 2.4 | 74.2 | | 3.1 | 94.0 |
| | 3 | 6 | | | 5.6 | 343.9 | | | 1.7 | 75.9 | | 1.4 | 95.4 |
| | 4 | 6 | | | 2.0 | 345.9 | | | 1.4 | 77.3 | | 0.4 | 95.8 |
| | 5 | 7 | | | 1.4 | 347.3 | | | 0.7 | 78.0 | | 0.9 | 96.7 |
| | 6 | 7 | | | 1.6 | 348.9 | | | 0.9 | 78.9 | | 0.9 | 97.6 |
| 7 | 1 | 7 | | | 0.3 | 349.2 | | | 2.0 | 80.9 | | 1.8 | 99.4 |
| | 2 | 7 | #N/A | | 2.5 | 2.5 | #N/A | | 3.6 | 3.6 | #N/A | 1.6 | 1.6 |
| | 3 | 7 | #N/A | | 10.4 | 12.9 | #N/A | | 3.0 | 6.6 | #N/A | 1.6 | 3.2 |
| | 4 | 7 | #N/A | | 14.2 | 27.1 | #N/A | | 2.0 | 8.6 | #N/A | 1.7 | 4.9 |
| | 5 | 8 | #N/A | | 17.3 | 44.4 | #N/A | | 1.4 | 10.0 | #N/A | 2.6 | 7.5 |
| | 6 | 8 | #N/A | | 14.0 | 58.4 | #N/A | | 3.6 | 13.6 | #N/A | 2.7 | 10.2 |
| 8 | 1 | 8 | #N/A | | 12.8 | 71.2 | #N/A | | 6.6 | 20.2 | #N/A | 2.0 | 12.2 |
| | 2 | 8 | #N/A | | 8.2 | 79.4 | #N/A | | 8.6 | 28.8 | #N/A | 3.5 | 15.7 |
| | 3 | 8 | #N/A | | 4.9 | 84.3 | #N/A | | 4.7 | 33.5 | #N/A | 3.6 | 19.3 |
| | 4 | 8 | #N/A | | 4.0 | 88.3 | #N/A | | 3.4 | 36.9 | #N/A | 2.6 | 21.9 |
| | 5 | 9 | #N/A | | 6.0 | 94.3 | #N/A | | 2.8 | 39.7 | #N/A | 3.5 | 25.4 |
| | 6 | 9 | #N/A | | 11.7 | 106.0 | #N/A | | 2.4 | 42.1 | #N/A | 6.7 | 32.1 |
| 9 | 1 | 9 | #N/A | | 10.4 | 116.4 | | | | | | | |
| | 2 | 9 | #N/A | | 6.7 | 123.1 | | | | | | | |
| | 3 | 9 | #N/A | | 4.2 | 127.3 | | | | | | | |
| | 4 | 9 | #N/A | | 1.1 | 128.4 | | | | | | | |
| | 5 | 10 | #N/A | | 0.4 | 128.8 | | | | | | | |
| | 6 | 10 | #N/A | | 0.2 | 129.0 | | | | | | | |

越冬世代

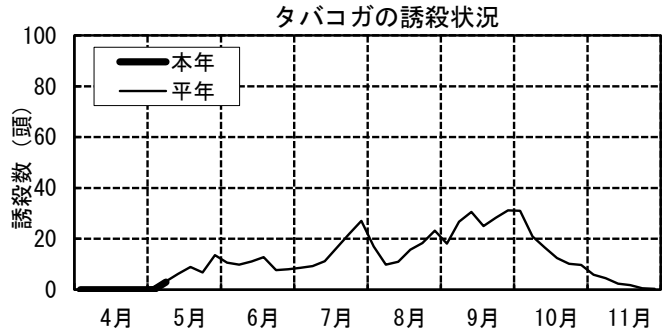
第1世代



- ・表中の累積誘殺頭数は、越冬世代と第1世代を区別するため、4月第1半旬～7月第1半旬を越冬世代、7月第2半旬～調査終了時を第1世代として積算している。
- ・平年値はH27～R6の10年間の平均値。

タバコガ半旬別誘殺数
(安土町大中：P. T)

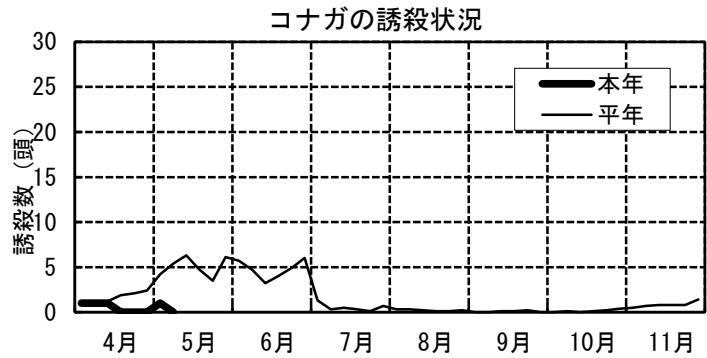
| 月 | 半旬 | 本年 | | 平年 | |
|----|----|-----|----|------|-------|
| | | 半旬別 | 累積 | 半旬別 | 累積 |
| 4 | 1 | 0 | 0 | 0 | 0 |
| | 2 | 0 | 0 | 0 | 0 |
| | 3 | 0 | 0 | 0.1 | 0.1 |
| | 4 | 0 | 0 | 0.1 | 0.2 |
| | 5 | 0 | 0 | 0.3 | 0.5 |
| | 6 | 0 | 0 | 0.3 | 0.8 |
| 5 | 1 | 0 | 0 | 1.0 | 1.8 |
| | 2 | 3 | 3 | 3.3 | 5.1 |
| | 3 | | | 6.2 | 11.3 |
| | 4 | | | 9.0 | 20.3 |
| | 5 | | | 6.8 | 27.1 |
| | 6 | | | 13.6 | 40.7 |
| 6 | 1 | | | 10.7 | 51.4 |
| | 2 | | | 9.9 | 61.3 |
| | 3 | | | 11.1 | 72.4 |
| | 4 | | | 12.8 | 85.2 |
| | 5 | | | 7.7 | 92.9 |
| | 6 | | | 8.0 | 100.9 |
| 7 | 1 | | | 8.6 | 109.5 |
| | 2 | | | 9.3 | 118.8 |
| | 3 | | | 11.2 | 130.0 |
| | 4 | | | 16.6 | 146.6 |
| | 5 | | | 22.0 | 168.6 |
| | 6 | | | 27.1 | 195.7 |
| 8 | 1 | | | 17.0 | 212.7 |
| | 2 | | | 9.9 | 222.6 |
| | 3 | | | 11.0 | 233.6 |
| | 4 | | | 15.7 | 249.3 |
| | 5 | | | 18.3 | 267.6 |
| | 6 | | | 23.2 | 290.8 |
| 9 | 1 | | | 18.1 | 308.9 |
| | 2 | | | 26.7 | 335.6 |
| | 3 | | | 30.6 | 366.2 |
| | 4 | | | 25.0 | 391.2 |
| | 5 | | | 28.3 | 419.5 |
| | 6 | | | 31.2 | 450.7 |
| 10 | 1 | | | 31.0 | 481.7 |
| | 2 | | | 21.0 | 502.7 |
| | 3 | | | 16.6 | 519.3 |
| | 4 | | | 12.5 | 531.8 |
| | 5 | | | 10.2 | 542.0 |
| | 6 | | | 9.8 | 551.8 |
| 11 | 1 | | | 5.9 | 557.7 |
| | 2 | | | 4.5 | 562.2 |
| | 3 | | | 2.4 | 564.6 |
| | 4 | | | 1.8 | 566.4 |
| | 5 | | | 0.6 | 567.0 |
| | 6 | | | 0.3 | 567.3 |



・平年値はH27～R6の10年間の平均値。

コナガ半旬別誘殺数
(近江八幡市安土町大中：フェロモントラップ)

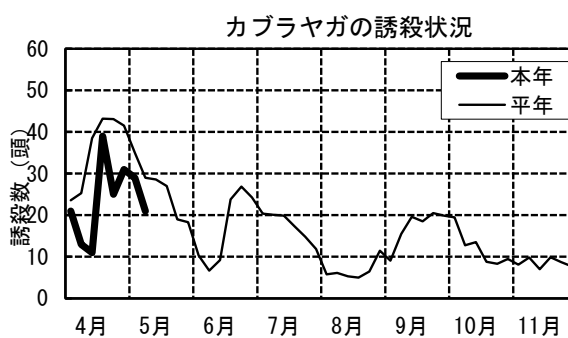
| 月 | 半旬 | 本年 | | 平年 | |
|----|----|-----|----|-----|------|
| | | 半旬別 | 累積 | 半旬別 | 累積 |
| 4 | 1 | 1 | 1 | 0.8 | 0.8 |
| | 2 | 1 | 2 | 1.2 | 2.0 |
| | 3 | 1 | 3 | 1.2 | 3.2 |
| | 4 | 0 | 3 | 1.9 | 5.1 |
| | 5 | 0 | 3 | 2.1 | 7.2 |
| | 6 | 0 | 3 | 2.4 | 9.6 |
| 5 | 1 | 1 | 4 | 4.2 | 13.8 |
| | 2 | 0 | 4 | 5.4 | 19.2 |
| | 3 | | | 6.3 | 25.5 |
| | 4 | | | 4.7 | 30.2 |
| | 5 | | | 3.5 | 33.7 |
| | 6 | | | 6.1 | 39.8 |
| 6 | 1 | | | 5.7 | 45.5 |
| | 2 | | | 4.7 | 50.2 |
| | 3 | | | 3.2 | 53.4 |
| | 4 | | | 4.0 | 57.4 |
| | 5 | | | 4.9 | 62.3 |
| | 6 | | | 6.0 | 68.3 |
| 7 | 1 | | | 1.3 | 69.6 |
| | 2 | | | 0.3 | 69.9 |
| | 3 | | | 0.5 | 70.4 |
| | 4 | | | 0.3 | 70.7 |
| | 5 | | | 0.1 | 70.8 |
| | 6 | | | 0.7 | 71.5 |
| 8 | 1 | | | 0.3 | 71.8 |
| | 2 | | | 0.3 | 72.1 |
| | 3 | | | 0.2 | 72.3 |
| | 4 | | | 0.1 | 72.4 |
| | 5 | | | 0.1 | 72.5 |
| | 6 | | | 0.2 | 72.7 |
| 9 | 1 | | | 0.0 | 72.7 |
| | 2 | | | 0.0 | 72.7 |
| | 3 | | | 0.1 | 72.8 |
| | 4 | | | 0.1 | 72.9 |
| | 5 | | | 0.2 | 73.1 |
| | 6 | | | 0.0 | 73.1 |
| 10 | 1 | | | 0.0 | 73.1 |
| | 2 | | | 0.1 | 73.2 |
| | 3 | | | 0.0 | 73.2 |
| | 4 | | | 0.1 | 73.3 |
| | 5 | | | 0 | 73.5 |
| | 6 | | | 0.4 | 73.9 |
| 11 | 1 | | | 0.5 | 74.4 |
| | 2 | | | 0.7 | 75.1 |
| | 3 | | | 0.8 | 75.9 |
| | 4 | | | 0.8 | 76.7 |
| | 5 | | | 0.8 | 77.5 |
| | 6 | | | 1.4 | 78.9 |



・平年値はH27～R6の10年間の平均値。

カブラヤガ半旬別誘殺数
(安土町大中：P.T)

| 月 | 半旬 | 本年 | | 平年 | |
|----|----|-----|-----|------|-------|
| | | 半旬別 | 累積 | 半旬別 | 累積 |
| 4 | 1 | 21 | 21 | 23.6 | 23.6 |
| | 2 | 13 | 34 | 25.3 | 48.9 |
| | 3 | 11 | 45 | 38.5 | 87.4 |
| | 4 | 39 | 84 | 43.2 | 130.6 |
| | 5 | 25 | 109 | 43.1 | 173.7 |
| | 6 | 31 | 140 | 41.5 | 215.2 |
| 5 | 1 | 29 | 169 | 35.0 | 250.2 |
| | 2 | 21 | 190 | 29.0 | 279.2 |
| | 3 | | | 28.6 | 307.8 |
| | 4 | | | 27.0 | 334.8 |
| | 5 | | | 19.0 | 353.8 |
| | 6 | | | 18.3 | 372.1 |
| 6 | 1 | | | 10.3 | 382.4 |
| | 2 | | | 6.7 | 389.1 |
| | 3 | | | 9.2 | 398.3 |
| | 4 | | | 23.8 | 422.1 |
| | 5 | | | 26.9 | 449.0 |
| | 6 | | | 24.3 | 473.3 |
| 7 | 1 | | | 20.4 | 493.7 |
| | 2 | | | 20.1 | 513.8 |
| | 3 | | | 19.9 | 533.7 |
| | 4 | | | 17.3 | 551.0 |
| | 5 | | | 14.8 | 565.8 |
| | 6 | | | 11.9 | 577.7 |
| 8 | 1 | | | 5.8 | 583.5 |
| | 2 | | | 6.1 | 589.6 |
| | 3 | | | 5.3 | 594.9 |
| | 4 | | | 5.0 | 599.9 |
| | 5 | | | 6.5 | 606.4 |
| | 6 | | | 11.5 | 617.9 |
| 9 | 1 | | | 9.1 | 627.0 |
| | 2 | | | 15.5 | 642.5 |
| | 3 | | | 19.6 | 662.1 |
| | 4 | | | 18.5 | 680.6 |
| | 5 | | | 20.5 | 701.1 |
| | 6 | | | 19.9 | 721.0 |
| 10 | 1 | | | 19.5 | 740.5 |
| | 2 | | | 12.8 | 753.3 |
| | 3 | | | 13.5 | 766.8 |
| | 4 | | | 8.8 | 775.6 |
| | 5 | | | 8.3 | 783.9 |
| | 6 | | | 9.5 | 793.4 |
| 11 | 1 | | | 8.1 | 801.5 |
| | 2 | | | 9.8 | 811.3 |
| | 3 | | | 7.0 | 818.3 |
| | 4 | | | 9.9 | 828.2 |
| | 5 | | | 8.7 | 836.9 |
| | 6 | | | 7.7 | 844.6 |

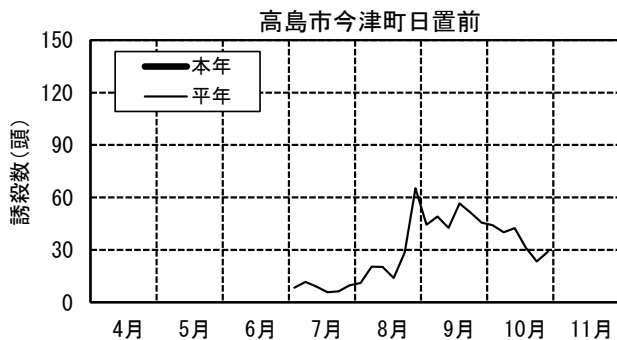
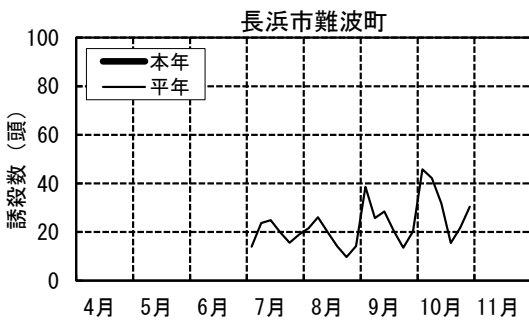
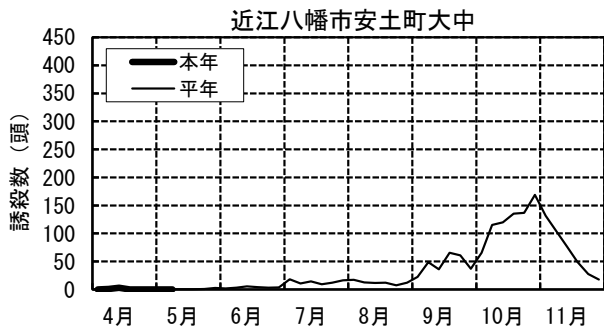


・平年値はH27～R6の10年間の平均値。

ハスモンヨトウ半旬別誘殺数（フェロモントラップ）

(頭)

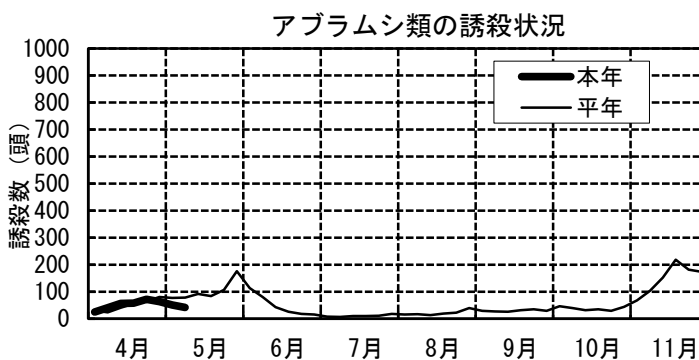
| 月 | 半旬 | 近江八幡市安土町大中 | | | | 長浜市難波町 | | | | 高島市今津町日置前 | | | |
|----|----|------------|----|----|-------|--------|----|------|-------|-----------|------|-------|----|
| | | 本年 | 累積 | 平年 | 累積 | 本年 | 累積 | 平年 | 累積 | 本年 | 累積 | 平年 | 累積 |
| 4 | 1 | 4.1 | 0 | 0 | 0.1 | 0.1 | | | | | | | |
| | 2 | 4.2 | 1 | 1 | 0.1 | 0.2 | | | | | | | |
| | 3 | 4.3 | 3 | 4 | 0 | 0.2 | | | | | | | |
| | 4 | 4.4 | 0 | 4 | 0 | 0.2 | | | | | | | |
| | 5 | 4.5 | 0 | 4 | 0.0 | 0.2 | | | | | | | |
| | 6 | 4.6 | 0 | 4 | 0.1 | 0.3 | | | | | | | |
| 5 | 1 | 5.1 | 0 | 4 | 0.3 | 0.6 | | | | | | | |
| | 2 | 5.2 | 0 | 4 | 0.6 | 1.2 | | | | | | | |
| | 3 | 5.3 | | | 0.5 | 1.7 | | | | | | | |
| | 4 | 5.4 | | | 0.4 | 2.1 | | | | | | | |
| | 5 | 5.5 | | | 0.9 | 3.0 | | | | | | | |
| | 6 | 5.6 | | | 2.5 | 5.5 | | | | | | | |
| 6 | 1 | 6.1 | | | 2.0 | 7.5 | | | | | | | |
| | 2 | 6.2 | | | 3.2 | 10.7 | | | | | | | |
| | 3 | 6.3 | | | 5.6 | 16.3 | | | | | | | |
| | 4 | 6.4 | | | 3.9 | 20.2 | | | | | | | |
| | 5 | 6.5 | | | 3.2 | 23.4 | | | | | | | |
| | 6 | 6.6 | | | 3.8 | 27.2 | | | | | | | |
| 7 | 1 | 7.1 | | | 18.0 | 45.2 | | 14.0 | 14.0 | | 8.3 | 8.3 | |
| | 2 | 7.2 | | | 10.6 | 55.8 | | 23.7 | 37.7 | | 11.7 | 20.0 | |
| | 3 | 7.3 | | | 14.2 | 70.0 | | 24.9 | 62.6 | | 9.0 | 29.0 | |
| | 4 | 7.4 | | | 9.4 | 79.4 | | 19.9 | 82.5 | | 5.8 | 34.8 | |
| | 5 | 7.5 | | | 12.2 | 91.6 | | 15.6 | 98.1 | | 6.2 | 41.0 | |
| | 6 | 7.6 | | | 16.1 | 107.7 | | 19.0 | 117.1 | | 9.8 | 50.8 | |
| 8 | 1 | 8.1 | | | 17.1 | 124.8 | | 21.5 | 138.6 | | 11.1 | 61.9 | |
| | 2 | 8.2 | | | 12.6 | 137.4 | | 26.1 | 164.7 | | 20.3 | 82.2 | |
| | 3 | 8.3 | | | 11.6 | 149.0 | | 20.1 | 184.8 | | 20.2 | 102.4 | |
| | 4 | 8.4 | | | 11.9 | 160.9 | | 14.2 | 199.0 | | 13.9 | 116.3 | |
| | 5 | 8.5 | | | 7.5 | 168.4 | | 9.7 | 208.7 | | 28.4 | 144.8 | |
| | 6 | 8.6 | | | 12.2 | 180.6 | | 14.2 | 222.9 | | 65.2 | 210.0 | |
| 9 | 1 | 9.1 | | | 22.4 | 203.0 | | 38.6 | 261.5 | | 44 | 254.3 | |
| | 2 | 9.2 | | | 48.7 | 251.7 | | 25.7 | 287.2 | | 49.1 | 303.4 | |
| | 3 | 9.3 | | | 36.0 | 287.7 | | 28.5 | 315.7 | | 42.7 | 346.1 | |
| | 4 | 9.4 | | | 65.4 | 353.1 | | 20.5 | 336.2 | | 56.6 | 402.7 | |
| | 5 | 9.5 | | | 60.7 | 413.8 | | 13.5 | 349.7 | | 51.3 | 454.0 | |
| | 6 | 9.6 | | | 36.8 | 450.6 | | 20.2 | 369.9 | | 45.7 | 499.7 | |
| 10 | 1 | 10.1 | | | 65.6 | 516.2 | | 45.8 | 415.7 | | 44.1 | 543.8 | |
| | 2 | 10.2 | | | 115.2 | 631.4 | | 42.2 | 457.9 | | 40.1 | 583.9 | |
| | 3 | 10.3 | | | 120.0 | 751.4 | | 31.8 | 489.7 | | 42.4 | 626.3 | |
| | 4 | 10.4 | | | 135.1 | 886.5 | | 15.5 | 505.2 | | 31.3 | 657.7 | |
| | 5 | 10.5 | | | 136.6 | 1023.1 | | 21.8 | 527.0 | | 23.4 | 681.1 | |
| | 6 | 10.6 | | | 168.8 | 1191.9 | | 30.4 | 557.4 | | 28.9 | 710.0 | |
| 11 | 1 | 11.1 | | | 131.4 | 1323.3 | | | | | | | |
| | 2 | 11.2 | | | 104.2 | 1427.5 | | | | | | | |
| | 3 | 11.3 | | | 76.5 | 1504.0 | | | | | | | |
| | 4 | 11.4 | | | 48.9 | 1552.9 | | | | | | | |
| | 5 | 11.5 | | | 27.7 | 1580.6 | | | | | | | |
| | 6 | 11.6 | | | 17.8 | 1598.4 | | | | | | | |



・平年値はH27～R6の10年間の平均値。

アブラムシ類半旬別誘殺数
(近江八幡市安土町大中：黄色水盤)
(頭)

| 月 | 半旬 | 本年 | | 平年 | |
|----|----|------|----|-------|--------|
| | | 半旬別 | 累積 | 半旬別 | 累積 |
| 4 | 1 | 4.1 | 25 | 30.3 | 30.3 |
| | 2 | 4.2 | 41 | 23.9 | 54.2 |
| | 3 | 4.3 | 57 | 41.1 | 95.3 |
| | 4 | 4.4 | 58 | 55.4 | 150.7 |
| | 5 | 4.5 | 72 | 64.1 | 214.8 |
| | 6 | 4.6 | 63 | 316 | 80.8 |
| 5 | 1 | 5.1 | 51 | 77.4 | 373.0 |
| | 2 | 5.2 | 42 | 77.8 | 450.8 |
| | 3 | 5.3 | | 92.2 | 543.0 |
| | 4 | 5.4 | | 83.6 | 626.6 |
| | 5 | 5.5 | | 106.2 | 732.8 |
| | 6 | 5.6 | | 176.0 | 908.8 |
| 6 | 1 | 6.1 | | 113.9 | 1022.7 |
| | 2 | 6.2 | | 81.1 | 1103.8 |
| | 3 | 6.3 | | 43.2 | 1147.0 |
| | 4 | 6.4 | | 25.5 | 1172.5 |
| | 5 | 6.5 | | 18.4 | 1190.9 |
| | 6 | 6.6 | | 15.3 | 1206.2 |
| 7 | 1 | 7.1 | | 7.3 | 1213.5 |
| | 2 | 7.2 | | 6.8 | 1220.3 |
| | 3 | 7.3 | | 9.7 | 1230.0 |
| | 4 | 7.4 | | 10.2 | 1240.2 |
| | 5 | 7.5 | | 11.4 | 1251.6 |
| | 6 | 7.6 | | 17.8 | 1269.4 |
| 8 | 1 | 8.1 | | 15.9 | 1285.3 |
| | 2 | 8.2 | | 17.0 | 1302.3 |
| | 3 | 8.3 | | 13.2 | 1315.5 |
| | 4 | 8.4 | | 19.3 | 1334.8 |
| | 5 | 8.5 | | 22.3 | 1357.1 |
| | 6 | 8.6 | | 39.3 | 1396.4 |
| 9 | 1 | 9.1 | | 29.0 | 1425.4 |
| | 2 | 9.2 | | 26.6 | 1452.0 |
| | 3 | 9.3 | | 26.3 | 1478.3 |
| | 4 | 9.4 | | 31.4 | 1509.7 |
| | 5 | 9.5 | | 34.5 | 1544.2 |
| | 6 | 9.6 | | 28.9 | 1573.1 |
| 10 | 1 | 10.1 | | 45.9 | 1619.0 |
| | 2 | 10.2 | | 39.1 | 1658.1 |
| | 3 | 10.3 | | 31.6 | 1689.7 |
| | 4 | 10.4 | | 35.1 | 1724.8 |
| | 5 | 10.5 | | 28.9 | 1753.7 |
| | 6 | 10.6 | | 44.2 | 1797.9 |
| 11 | 1 | 11.1 | | 68.3 | 1866.2 |
| | 2 | 11.2 | | 103.4 | 1969.6 |
| | 3 | 11.3 | | 152.3 | 2121.9 |
| | 4 | 11.4 | | 218.5 | 2340.4 |
| | 5 | 11.5 | | 181.2 | 2521.6 |
| | 6 | 11.6 | | 173.4 | 2695.0 |



・平年値はH27～R6の10年間の平均値。

