

# 7/14

## Biwaichi



### Rental Cycle Model Plan Departing from Maibara

2 – 3 hours Relaxed Ride

A relaxed cycling trip along a scenic lakeshore route

Explore northern Lake Biwa's sightseeing spots while enjoying local food!



Departing from Maibara

2 – 3 hours Relaxed Ride

Start: BIWAICHI RENTAL CYCLE

Cycling distance  
About 32 km

1 Nagahama

Sightseeing

10 km

2 Roadside Station Kohoku Mizudori Station

Lunch

10 km

3 Kinomoto

Sightseeing

0.3 km

Goal: Kinomoto Tourist Information Center

Return by train from Kinomoto Station.  
We recommend planning your ride at a pace of 12 km/h.

Your trip starts here!

### BIWAICHI RENTAL CYCLE

Directly connected to JR Maibara Station! 1st floor, East Exit of JR Maibara Station (in front of the Ohmi Railway platform)  
Experienced staff are ready to assist even first-time cyclists!  
Showers available!

Reservations required: Make a reservation online or by phone.  
Hours: 9:00 am to 5:00 pm  
Closed: Irregularly and during winter (mid-December to mid-February)  
\*Temporary closures may occur from time to time.  
Please check the website for updates.  
☎ 090-3863-8453



Advance reservations are required for mid-route bicycle returns.  
Please inform us at the time of reservation if you wish to return the bicycle midway.  
A mid-route return fee of ¥3,500 (including tax) applies  
\*This service is not available during the busy season.

1 Nagahama

Sightseeing

Tourist information site for enjoying Nagahama and Maibara



### Nagahama Castle Historical Museum

This historic museum is located inside Nagahama Castle, which was originally built by Toyotomi Hideyoshi. Don't miss the panoramic views of Nagahama's townscape and vast Lake Biwa from the observation deck!

Hours: 9:00 am to 5:00 pm  
(Last entry at 4:30 pm)  
Closed: Mondays  
(Closed the following day when Monday is a public holiday.)




3 Kinomoto

### Kinomoto Jizo-in Temple

This temple is known for enshrining a deity who protects eyesight. It's home to symbolic frogs with their eyes closed. Don't miss the 6-meter-tall Jizo statue known as "Kinomoto's Ojizo-san" on the temple grounds.  
Hours: 8:00 am to 5:00 pm

The one-eyed frogs are adorable!



Tourist information site for enjoying Nagahama and Maibara



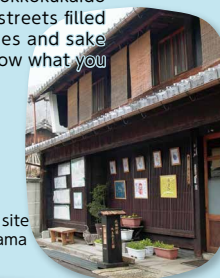
Tourist information site for enjoying Nagahama and Maibara



Tourist information site for enjoying Nagahama and Maibara

### Kinomoto-juku Post Town on the Hokokukaido Road

This nostalgic walking route is lined with historic homes from Kinomoto's post-town days on the Hokokukaido Road. Explore charming streets filled with old merchant houses and sake breweries... you never know what you might find!



Tourist information site for enjoying Nagahama and Maibara



Tourist information site for enjoying Nagahama and Maibara

### Tsuruyapan Bakery Kinomoto Main Store

Enjoy a wide variety of handmade breads, including famous "salad bread," a local specialty of Shiga Prefecture.  
☎ 0749-82-3162  
7-minute walk from Kinomoto Station  
Hours  
Monday through Saturday:  
8:00 am to 6:00 pm  
Sundays and public holidays:  
9:00 am to 5:00 pm



### Roadside Station Kohoku Mizudori Station



This facility serves dishes using fish from Lake Biwa and original meals inspired by local cuisine! Be sure to check out unique souvenirs found only in Kohoku. The surrounding lakeshore attracts a wide variety of waterfowl.

Check the QR code on the right for business hours and closures! ▶



Take a break with some local cuisine!

### Biwa Trout Bowl

Biwa trout, a salmonid species unique to Lake Biwa, features vibrant salmon-pink flesh and rich, buttery fat that melts in your mouth. We invite you to enjoy the delicious freshwater fish of Lake Biwa.



### Grilled Mackerel Spagheetti

Try this pasta twist on yakisaba somen noodles, a beloved local dish of Nagahama featuring grilled mackerel.



### Baby Sweetfish Tempura



GOAL !

### Kinomoto Tourist Information Center

At JR Kinomoto Station, 1472 Kinomoto, Kinomotocho, Nagahama-shi, Shiga Prefecture  
☎ 0749-82-5135  
Hours: 9:00 am to 5:00 pm

Return bikes by 5:00 pm. Please don't be late!



Advance reservations are required for mid-route bicycle returns. Please see the page to the left for more information.



# Rental Cycle Model Plan Departing from Maibara One-Day Relaxed Ride

A one-day course exploring the scenic spots of northern Lake Biwa



## Departing from Maibara One-Day Relaxed Ride

Start: 9:00 am  
BIWAICHI RENTAL CYCLE

- 10 km  
★ 9:45 am to 10:15 am  
Nagahama (Hokoen-Park) Sightseeing
- 11.6 km  
★ 11:00 am to 12:00 pm  
Roadside Station Kohoku Mizudori Station
- Lunch  
★ 1:00 pm to 1:45 pm  
Kinomoto Sightseeing
- 14 km  
★ 2:30 pm to 3:00 pm  
Nagahara (Mitsutoshi Honpo)
- Break  
★ 3:30 pm to 4:30 pm  
Metasequoia Tree Avenue
- 3 km

Goal: 5:00 pm  
Makino Station

Bicycle return  
•Takashima City Makino Product Center  
•Okubiwako Makino Grand Park Hotel  
We recommend planning your ride at a pace of 15 km/h.

Your trip starts here!

## BIWAICHI RENTAL CYCLE


Directly connected to JR Maibara Station! 1st floor, East Exit of JR Maibara Station (in front of the Ohmi Railway platform)

Reservations required: Make a reservation online or by phone.  
Hours: 9:00 am to 5:00 pm  
Closed: Irregularly and during winter (mid-December to mid-February)  
\*Temporary closures may occur from time to time. Please check the website for updates.  
☎ 090-3863-8453



Please see reverse side for more information about how to return your bicycle midway along the route.

## ★ Nagahama



Shiga Prefecture

滋賀県



Shiga Plus Cycle Promotion Council  
(Biwaichi Promotion Office, Shiga Prefecture Department of Commerce, Tourism and Labor)

## Hokoen-Park

A spacious public park built on the former site of Nagahama Castle, once the residence of Toyotomi Hideyoshi. Surrounded by rich natural scenery, the park offers seasonal beauty with cherry blossoms, plum trees, and wisteria blooming throughout the year.



Tourist information site for enjoying Nagahama and Maibara

## ★ 2 Roadside Station Kohoku Mizudori Station

Take a break with some local cuisine!



This facility serves dishes using fish from Lake Biwa and original meals inspired by local cuisine! Be sure to check out unique souvenirs found only in Kohoku. The surrounding lakeshore attracts a wide variety of waterfowl.

Check the QR code on the right for hours and holiday closures! ▶




## ★ 4 Nagahara (Mitsutoshi Honpo)

This shop's fragrant peanut rice crackers, "Marukobune," have a simple, nostalgic flavor beloved by everyone from children to the elderly. They're the perfect souvenir choice!  
1601 Oura, Nishiazai-cho, Nagahama-shi, Shiga Prefecture  
Hours: 8:00 am to 6:00 pm  
Closed: Mornings on the second and third Sunday of each month



## ★ 3 Kinomoto Kinomoto Jizo-in Temple

This temple is known for enshrining a deity who protects eyesight. It's home to symbolic frogs with their eyes closed. Don't miss the 6-meter-tall Jizo statue known as "Kinomoto's Ojizo-san" on the temple grounds.  
Hours: 8:00 am to 5:00 pm



Tourist information site for enjoying Nagahama and Maibara

## Kinomoto-juku Post Town on the Hokkokukaido Road

This nostalgic walking route is lined with historic homes from Kinomoto's post town days on the Hokkokukaido Road. Explore charming streets filled with old merchant houses and sake breweries... you never know what you might find!



Tourist information site for enjoying Nagahama and Maibara

## Tsuruyapan Bakery Kinomoto Main Store

Enjoy a wide variety of handmade breads, including famous "salad bread," a local specialty of Shiga Prefecture.  
☎ 0749-82-3162  
7-minute walk from Kinomoto Station  
Hours  
Monday through Saturday:  
8:00 am to 6:00 pm  
Sundays and public holidays:  
9:00 am to 5:00 pm



Most popular sandwich



## Cycle Support Station

Convenience stores, roadside stations, restaurants, and hotels all support cyclists. A hospitality hub for cyclists offering access to restrooms, air pumps, and more.

Find more here.



## Cyclist-Friendly Accommodations in Shiga

For overnight stays, we recommend lodging facilities that cater to cyclists!




Search for accommodations here.▶

## ★ 5 Metasequoia Tree Avenue

This tree-lined avenue stretches approximately 2.4 km and includes around 500 trees. From budding greens in spring, lush foliage in summer, and vibrant autumn colors to bare branches and snowy scenes in winter, each season offers breathtaking beauty.

Biwako Visitors Bureau



A must-visit photo spot!



Biwako Visitors Bureau



GOAL !

## Bicycle return

Advance reservation is required for mid-route bicycle returns.

## Takashima City Makino Product Center



1-4-1 Takagihama, Makinocho, Takashima-shi, Shiga Prefecture  
1-minute walk from JR Makino Station

☎0740-20-1361  
Hours: 9:00 am to 5:00 pm  
Closed: Tuesday

## Okubiwako Makino Grand Park Hotel



763-2 Nishihama, Makinocho, Takashima-shi, Shiga Prefecture  
12-minute walk from JR Makino Station

☎0740-28-1111  
Hours: 9:00 am to 5:00 pm