

Connected by water, nature, and people

① Kibougaka Cultural Park

Address Seinen no Shiro, Outdoor Activity Zone/
1178 Kuzushi, Ryuo Town, Gamo Country, Shiga Prefecture
TEL. 077-586-2111.
Outdoor Activity Zone/077-586-1100,
Sports Hall/077-586-3251

Business hours Culture Zone/Outdoor Activity Zone/9:00 to 17:00
Sports Zone/9:00 to 17:00
(9:00 to 18:00 from April to September)
Obstacle course/playground/golf/9:00 to 17:00
(Reception closes at 15:00)
(Closed on Mondays from October to February
(or the following day if Monday is a public holiday)
and during the year-end and New Year holidays)

Fee No admission fee
(some facilities have an admission fee)
※Please contact us for details.

Paid parking 500 yen/parking space



<https://www.kiboupark-shiga.or.jp>




⑥ Shigaraki Ceramic Cultural Park

Address 2188-7 Chokushi, Shigaraki Town, Koka City, Shiga Prefecture
TEL. 0748-83-0909

Business hours 9:30 to 17:00 (entry to the Museum of Ceramic Art and the Shigaraki Industrial Exhibition
Hall closed at 16:30) (Closed on Mondays (or the following day if Monday is a public holiday)
and during the year-end and New Year holidays. The Museum of
Ceramic Art is also closed during the period when the exhibitions
are being changed and during the winter months.)

Fee No admission fee
(some facilities have an admission fee)
※Please contact us for details.



<https://www.sccp.jp>

⑨ Okubiwa Sports Park

Address 1667 Hayazaki Town, Nagahama City, Shiga Prefecture
TEL. 0749-72-2548

Business hours 9:00~21:00 ※Open until 17:00 from December to February
(Closed from December 29 to January 3)

Fee No admission fee
(some facilities have an admission fee)
※Please contact us for details.



<https://okubiwa-supomori.com/>

⑪ Lakeside Park(South West Area)

Location of observation 4-1-1 Hamaotsu, Otsu City, Shiga Prefecture
TEL. 077-527-8806(Park Management Office)

Business hours Open every day
Park Management Office 8:40 to 17:25
(closed December 29 to January 3)

Fee No admission fee
(some facilities have an admission fee)
※Please contact us for details.
※There is no management office in each park.



<https://shigakoen.com>

② Biwako-Chikyu-Shiminnomori Park

Address 2727 Mizuho Town, Moriyama City, Shiga Prefecture
TEL. 077-585-6333

Business hours The parking lot, open space and playground equipment can be used 24 hours
a day Forest Management Center 8:30 to 17:15 (closed on Mondays
(or the following day if Monday is a public holiday)
and from December 29 to January 3)

Fee No admission fee
(some facilities have an admission fee)
※Please contact us for details.



<https://www.moridukuri.info>

④ Biwako Cultural Park

Address 1740-1 Setaminamiogaya Town, Otsu City, Shiga Prefecture
TEL. 077-543-5831

Business hours Open all day
Park Management Office 8:30 to 17:00
(closed from December 29 to January 3)

Fee No admission fee
(some facilities have an admission fee)
※Please contact us for details.



<https://www.seibu-la.co.jp/park/biwakobunka>

⑦ Biwako Children's Playground

Address 2981 Kitafunaki, Azumigawa Town,
Takashima City, Shiga Prefecture
TEL. 0740-34-1392

Business hours (January to March) 9:00 to 17:00 (April to September) 9:00 to 18:00 (October to December)
9:00 to 17:00 (closed Mondays and Tuesdays in January, February and December)
※Open during winter vacation and public holidays
(closed from December 29 to January 3)

Fee No admission fee (some facilities have an admission fee)
※Please contact us for details.

Paid parking 500 yen/parking space



<http://www.biwa.ne.jp/~kodomo92/sp/index.html>

⑩ Hikone Sports Park

Address 3028 Matsubara Town, Hikone City, Shiga Prefecture
TEL. 0749-23-4911

Business hours 8:30 to 21:30 ※Auxiliary Stadium 8:30 to 17:00
(Closed on Mondays (or the following day if
Monday is a public holiday) and from
December 29 to January 3)

Fee No admission fee
(some facilities have an admission fee)
※Please contact us for details.



<https://www.bsn.or.jp/hikone/>

⑪ Lakeside Park(North East Area)

Location of observation 3-13-75 Kusatsu, Kusatsu City, Shiga Prefecture
TEL. 077-584-5330(Park Management Office)

Business hours Open 24 hours a day, 365 days a year
Park Management Office 8:30 to 17:30
(closed December 29 to January 2)

Fee No admission fee
※There is no management office in each park.




<https://www.seibu-la.co.jp/park/kogan>

③ Omifuji Flower and Forest Park

Address 519 Mikami, Yasu City, Shiga Prefecture
TEL. 077-586-1930

Business hours 9:00 to 17:00 (in principle, Mondays (the following day if it is
a public holiday)), closed at the end and beginning of the year.
Please check the website.
Park Management Office 9:00 to 17:00

Fee No admission fee
(some facilities have an admission fee)
※Please contact us for details.



<https://www.oumifuji-karyoku.com>

⑤ Azuchi Castle Archaeological Musium(Omi Fudoki-no-Oka Park)

Address 6678 Shimotoyoura, Omihachiman City, Azuchi Town,
Shiga Prefecture
TEL. 0748-46-2424

Business hours 9:00 to 17:00 (closed on Mondays and during
the year-end and New Year holidays)

Fee No admission fee
(fees apply for Azuchi Castle
Archaeological Museum)



<https://azuchi-museum.or.jp>

⑧ Yabase-Kihan Island Park

Address 2108 Kihan, Yabase Town, Kusatsu City, Shiga Prefecture
TEL. 077-567-1969

Business hours 6:00 to 21:30 (free facilities are open every day of the year,
and some of the paid facilities are closed every Tuesday)
Park Management Office 8:45 to 20:00
(closed December 29 to January 3)

Fee No admission fee
(some facilities have an admission fee)
※Please contact us for details.



<https://hikari-g.com/kihan>

⑪ Lakeside Park(Picnic Site)

Contact information Division of Natural Environment Conservation, Department of
Lake Biwa and the Environment, Shiga Prefecture

TEL. 077-528-3481

Business hours 8:30 to 17:15
(Closed all day on weekends, national holidays,
and from December 29 to January 3)

Fee No admission fee
※There is no management office in each park.



<https://www.pref.shiga.lg.jp/ippan/kankyoshizen/shizen/339860.html>

⑪ Lakeside Park(South East Area)

Location of observation 3-13-75 Kusatsu, Kusatsu City, Shiga Prefecture,
Nishih Building 5th Floor

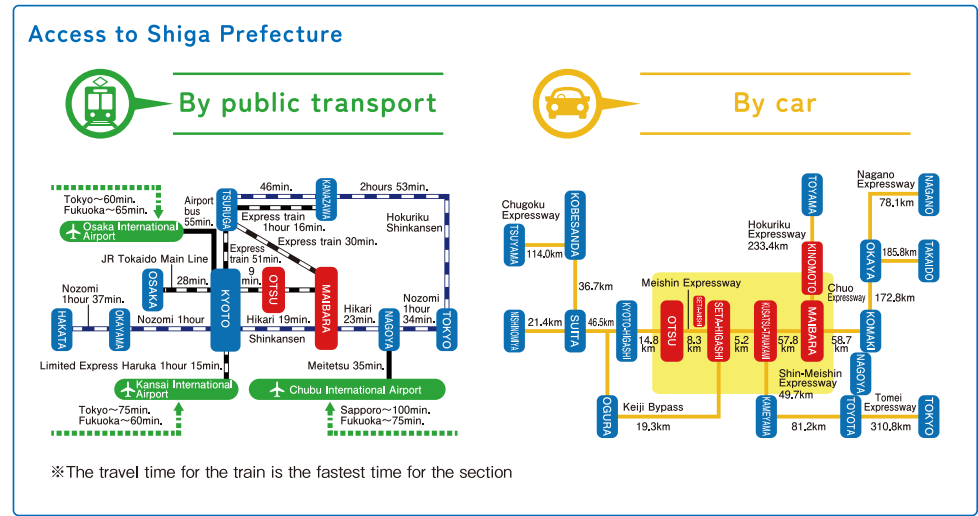
TEL. 077-584-5330(Park Management Office)

Business hours Open every day
Park Management Office 9:00 to 17:00
(closed December 29 to January 2)

Fee No admission fee
※There is no management office in each park.



<https://www.seibu-la.co.jp/park/kogan>



Shiga Prefecture

The Shiga Parks
Portal site



The Shiga Parks
Attraction Improvement Promotion Council
Secretariat: Park Attraction Improvement Promotion
Office, Urban Planning Division, Department of Civil
Engineering and Transportation, Shiga Prefecture
●Contact: 077-528-4281





Mother Lake
Goals



THE SHIGAPARK

Parks in Shiga Prefecture that are connected by water, nature, and people

Kibogaoka Cultural Park/Azuchi Castle Archaeological Musium(Omi Fudoki-no-Oka Park)/
Hikone Sports Park/Yabase-Kihan Island Park/Omifuji Flower and Forest Park/
Biwako Children's Playground/Shigaraki Ceramic Cultural Park/Biwako Cultural Park/
Biwako-Chikyu-Shiminnomori Park/Okubiwa Sports Park/Lakeside Park

Which park
would you
recommend?
Discover your
favorite park from
among the 11
Shiga parks!

For relaxation, leisure, and sports.
Find the perfect Shiga park for you.



**USER
VOICE
Posted!**



We'll
show you
the highlights
and how to
enjoy them!

Shiga Prefecture



The whole Shiga Prefecture is a collective park which boasts!

A relaxing space that blends into the deep blue of Lake Biwa.

The rich nature weaving seasonal landscapes.
A play space where children forget about time, among many others.

Shiga Prefecture actually comprises many attractive parks with various unique features. Centered around Lake Biwa, the entire Shiga Prefecture is connected by water, greenery, and people.

A vision of a unified grand park—that is
"THE Shiga Park"!

Doesn't the idea of Shiga Prefecture becoming one big park make your heart race with excitement?

"Now, which park shall we visit today?"
A park that's perfect for you is sure to be found.



Shiga Prefecture will continue to enhance "THE Shiga Park" to make it more enjoyable and user-friendly, so that more people can learn about its charm.

Furthermore, we will expand the circle of "THE Shiga Park" beyond the parks introduced here!



This pamphlet introduces various unique "Shiga Parks" based on the following four themes.

- ◆ Enjoy a variety of experiences, surrounded by nature (page 3 to 4)
- ◆ Immerse yourself in culture, art, and history while relaxing at your own pace (page 5 to 6)
- ◆ Enjoy both play and sports together with your children (page 7 to 8)
- ◆ Fully enjoy the sense of freedom that Lake Biwa offers (page 9 to 10)

※You can check the details of each park using the QR code at the end of the booklet.



Enjoy a variety of experiences while surrounded by nature

THE SHIGAPARK

1 Kibougaoka Cultural Park

希望が丘文化公園

It is a comprehensive cultural park blessed with rich nature. You can enjoy a wide range of activities, from outdoor experiences, camping, barbecues, hiking, cycling, and various sports, to group lodging training and sports camps. Whether it's professional competitions or recreational activities, there's something for everyone.



Grassy lawn covering an area of approximately 70,000 m²



Full of exciting and thrilling athletic playground equipment!




Move your body to the fullest extent at the sports zone!



Outdoor activity zone where you can enjoy camping and barbecues



Interactive programs that will stimulate your creativity



\ USER VOICE Check! /
It's incredibly spacious, allowing you to fully enjoy a variety of outdoor activities!

3 Omifuji Flower and Forest Park

近江富士花緑公園

It is a forest park spreading at the foot of Mount Omi Fuji. With a barbecue area and enriching experiences such as nature observation tours guided by local experts, you can learn about the forest and nature while having fun.

Stay at the Morino Lodge or Furusato-kan!



Popular menu items served at the cafe and restaurant



Playground equipment square



Forest barbecue square

Omi Fuji, which stands at 432 meters above sea level

Observe the flowers and plants!



Enjoy a walk in the forest or a proper hike!



\ USER VOICE Check! /
It's a place where you can play in the forest, pause, and feel rejuvenated!

2 Biwako-Chikyu-Shiminnomori Park

びわこ地球市民の森

A lush park utilizing the historically significant, approximately 42.5-hectare long site of the former southern flow of the Yasugawa River. By registering as a supporter, you can also receive lectures on forest-making activities, such as thinning and branch pruning.



The park is divided into five zones.



Relax and immerse yourself in culture, art and history

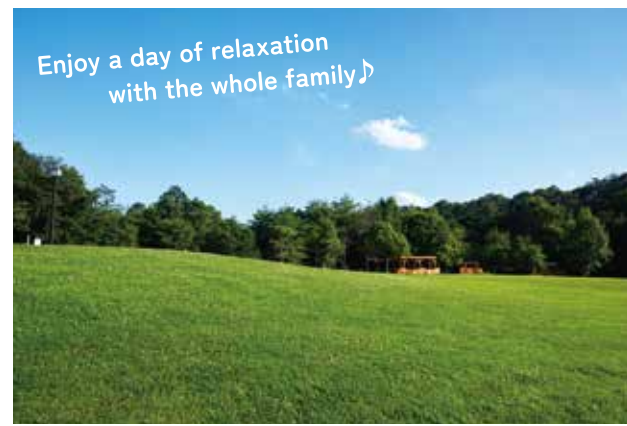
4 Biwako Cultural Park

びわこ文化公園

The park features cultural facilities such as the Prefectural Art Museum, Prefectural Library, Prefectural Center for Buried Cultural Assets, and the authentic tea house, Yuseian. There are also spaces to enjoy "culture, arts, and nature," including a Japanese garden, grassy fields, a playful meadow with playground equipment, and natural forests.



Nomad Roof



Enjoy a day of relaxation
with the whole family♪



Shiga Museum of Art



Shiga Prefectural Library



Sekishoan
Teahouse



Wanpaku Harappa



Workation
bench



Rope climbing is
a very popular activity♪



\ USER VOICE Check! /
It's a great outing spot where
both children and adults can be
completely satisfied!

5 Azuchi Castle Archaeological Museum (Omi Fudoki-no-Oka Park)

安土城考古博物館
(近江風土記の丘)

It is a historical park created near the ruins of Azuchi Castle, rich in historical and cultural heritage, allowing visitors to fully enjoy the history and culture of Omi.



Experience history
and culture
in a realistic way!



\ USER VOICE Check! /
There are many ruins and tombs,
and you can leisurely enjoy
nature to the fullest!

6 Shigaraki Ceramic Cultural Park

陶芸の森

Shigaraki pottery, along with ceramics from around the world, can be experienced at this pottery-themed park. You can fully immerse yourself in the combination of "ceramics × art × nature."



The park is full of art!
Children's pottery series
"Special Workshop"



A ceramics museum where you can
experience the beauty and charm of pottery


Three squares that are fun for the whole family



Enjoy
the pottery
flea market!



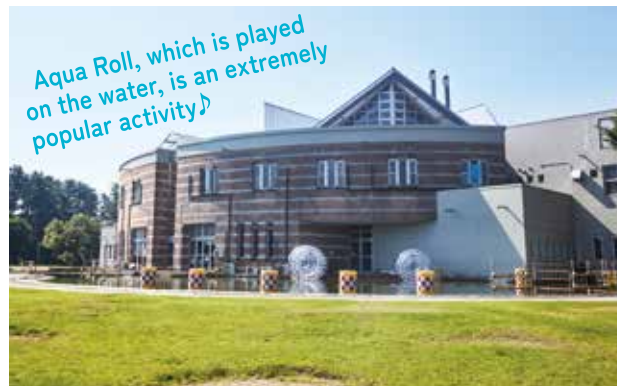
\ USER VOICE Check! /
You can also relax and enjoy
a picnic with your family or pets
while spreading out your lunch!



7 Biwako Children's Playground

びわ湖こどもの国

It is a park where you can enjoy a wide range of activities, including a spacious grassy field, many athletic playground equipment, camping, barbecues, and swimming in Lake Biwa, offering so much fun that you can never run out of things to do.



Enjoy playing in the water at Lake Biwa in the summer

There are plenty of playground equipment to play with!



There are also lots of indoor activities!



USER VOICE Check! /
There are plenty of exciting activities to enjoy! Even on rainy days, you can have fun indoors!



8 Yabase-Kihan Island Park

矢橋帰帆島公園

There are plenty of fun facilities for parents and children to enjoy, such as the Children's Playground, Large Meadow Plaza, interesting bicycles, a campsite, ground golf, and a pool!



Children's Square

Omi Environmental Plaza



Safe for those with infants and small children



USER VOICE Check! /
The park is well-equipped with facilities that allow you to enjoy a safe and fun time even when visiting with a baby!



9 Okubiwa Sports Park

奥びわスポーツの森

It is a place of relaxation where everyone can easily enjoy sports, recreation, and more, surrounded by the rich nature along the shores of Lake Biwa.



Enjoy playing sports!



Enjoy taking a stroll and fishing!



USER VOICE Check! /
You can enjoy sports and recreation, and have a fun day with your pets!



Playground



10 Hikone Sports Park

彦根総合スポーツ公園

A representative sports facility of Shiga Prefecture. It is a place where you can enjoy sports not only by participating but also by watching top-class domestic competitions.



Heiwado Hato Stadium
(Type 1 Athletics Stadium)

We also hold sport classes!



Heiwado Genkikko Field
(Type 3 Athletics Stadium)



HPL Baseball Park



USER VOICE Check! /
A park that has been developed as a sports hub, making it easy for everyone to enjoy sports!



Fully enjoy the sense of openness of Lake Biwa



11 Lakeside Park

湖岸緑地

Picnic Site (Natural Park)

Scattered along the shores of Lake Biwa, these park areas are full of nature. You can search for your favorite driftwood or seashells, read while listening to the sound of the waves and the birds' songs, or take a morning stroll. How about leisurely exploring the nearby parks?



● Kamogawa Katsuno
The breathtaking morning glow over Lake Biwa



● Imazu Momosegawa
Beautiful pine forest on the west side of Lake Biwa



● Shin-Asahihama
A colony of yellow flowers that bloom in spring



USER VOICE Check! /
It's fun to take the kids on a leisurely day hike, and the scenery is beautiful too!



● Okayama
Enjoy a stroll with the sunlight filtering through the trees

South West Area

With majestic mountains in the background, this spot offers a panoramic view of the expansive Lake Biwa and the beach stretching far into the distance. It is a popular tourist destination and a hidden place of relaxation where you can enjoy the water and scenery in a peaceful atmosphere.



● Kinugawa
SUP experience to discover the charm of Lake Biwa



● Kido
The beautiful sunrise seen from Lake Biwa



● Kido
A greenbelt where you can enjoy fishing by the water



● Kinugawa



● Kinugawa



● Shimosakamoto



USER VOICE Check! /
It's a park beloved as a resting spot for drives and cycling!

North East Area

These are 29 parks located along the shoreline from Higashiomi City to Nagahama City. You can enjoy seasonal landscapes and observe various creatures, including protected areas for coastal plants and reed beds. Additionally, the view of Lake Biwa from the parks is outstanding.



● Matsubara
The pine grove of white sand and green pines, as a commemoration of the Biwaichi cycling course



● Tamura



● Tamura



● Ane River



● Minami Mitsuya
"Treeing," an activity where you climb trees using ropes



● Kawamichi
A moment in autumn to enjoy the beautiful autumn leaves



USER VOICE Check! /
The magnificent view of Lake Biwa is stunning, and you're sure to capture a memorable and beautiful photo!

South East Area

There are 26 parks scattered along the eastern side of Lake Biwa. With the opposite shore nearby, the sparkling night view is unique to the southern lake area. This area offers opportunities for walks, jogging, and outdoor activities with Lake Biwa right in front of you. It is also popular as a resting spot for cyclists, with the Sacred Monument for Cyclists and a stop along the Biwaichi route, a cycling circuit around Lake Biwa.



● Shina I
The area is bustling with people enjoying the outdoors on the weekend



● Yoshikawa



● Shina I



● Chuzuyoshikawa
Enjoy learning by observing insects



● Yasu River Estuary
Beautiful cosmos that will soothe your heart



● Kitayamada I



USER VOICE Check! /
There are plenty of spots where beginners and families can easily enjoy outdoor activities!