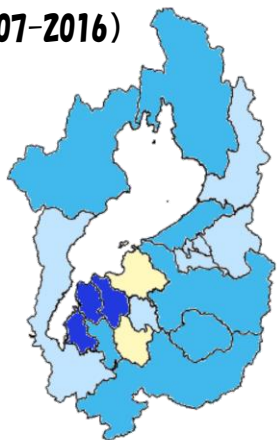
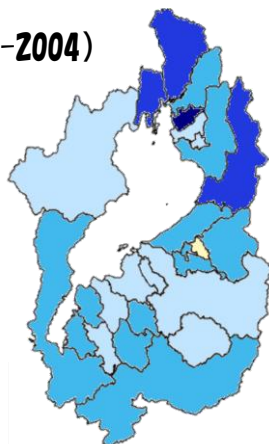


# 図1-22-1 脳内出血（男性）


## EBSMR (2007-2016)



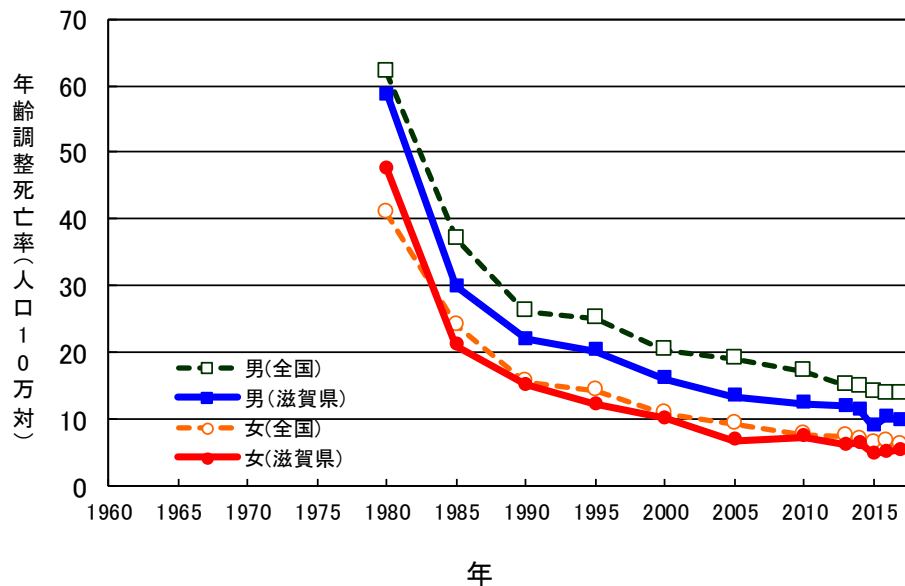
## (1995-2004)



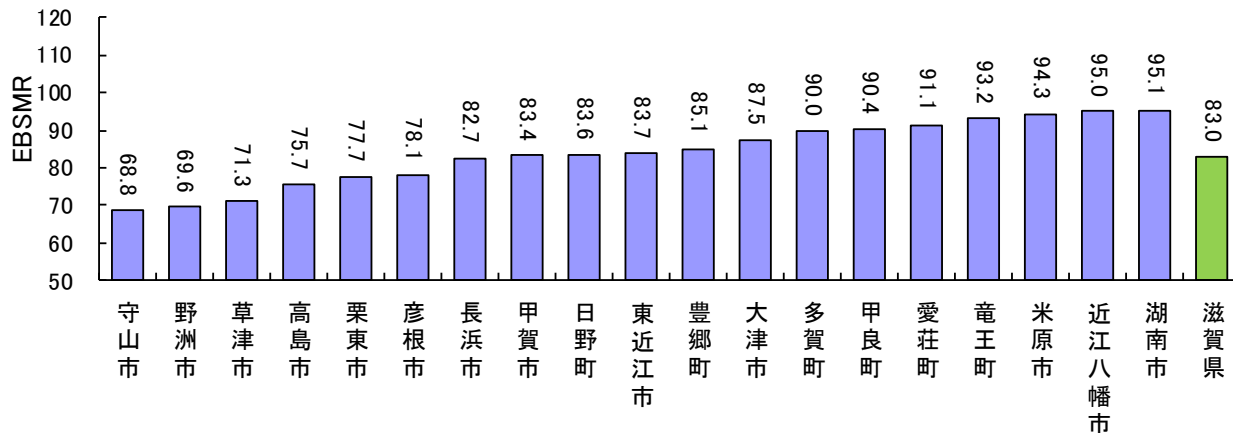
## X<sup>2</sup>検定 (2007-2016) 全国と比較



## 年齢調整死亡率

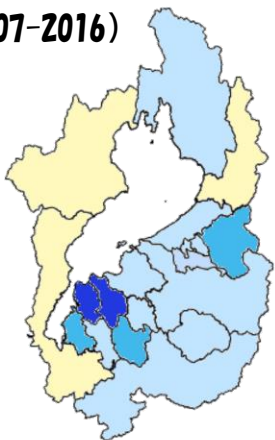


## EBSMR (2007-2016)

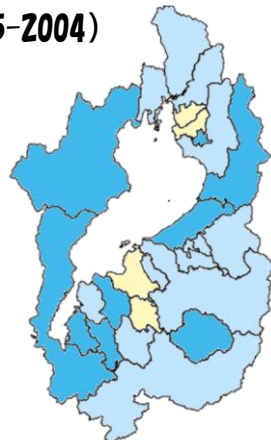


# 図1-22-2 脳内出血（女性）


EBSMR  
(2007-2016)



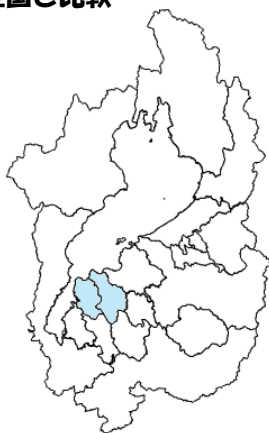
(1995-2004)



脳内出血の県のSMRは、男性83.0、女性89.1で、男女ともに全国より有意に低い。  
(※SMR:標準化死亡比<全国=100>)



X<sup>2</sup>検定 (2007-2016)  
全国と比較



有意に高い (p < 0.01)  
有意に低い (p < 0.01)

EBSMR  
(2007-2016)

