②本県における過去10年間の総合評価（段階別）の推移

平成25年度～令和5年度

【A段階】

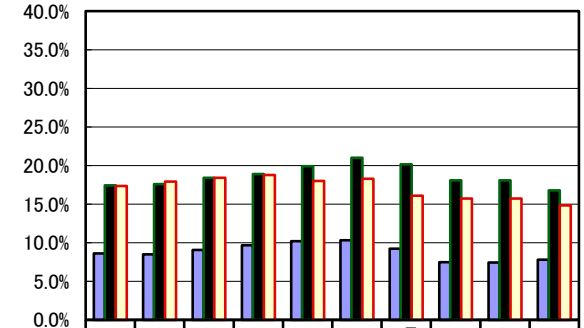

	H25	H26	H27	H28	H29	H30	R元	R3	R4	R5
小学校	8.6%	8.5%	9.1%	9.7%	10.2%	10.3%	9.2%	7.5%	7.4%	7.8%
中学校	17.4%	17.6%	18.4%	18.9%	19.9%	21.0%	20.2%	18.1%	18.1%	16.8%
高等学校	17.3%	17.9%	18.4%	18.8%	18.0%	18.3%	16.1%	15.7%	15.7%	14.8%

【B段階】

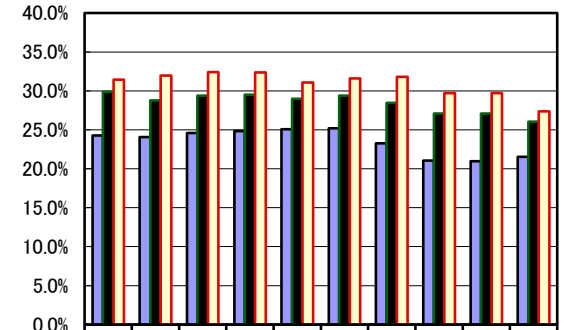

	H25	H26	H27	H28	H29	H30	R元	R3	R4	R5
小学校	24.3%	24.1%	24.6%	24.8%	25.1%	25.2%	23.3%	21.0%	21.0%	21.6%
中学校	29.9%	28.8%	29.4%	29.5%	29.0%	29.4%	28.5%	27.1%	27.1%	26.0%
高等学校	31.4%	32.0%	32.4%	32.4%	31.1%	31.6%	31.8%	29.7%	29.7%	27.4%

【C段階】

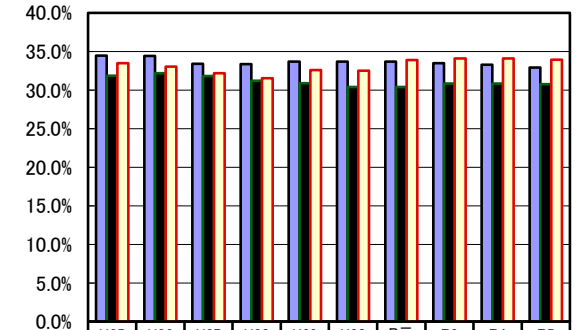

	H25	H26	H27	H28	H29	H30	R元	R3	R4	R5
小学校	34.4%	34.4%	33.4%	33.4%	33.7%	33.7%	33.7%	33.5%	33.3%	32.9%
中学校	31.9%	32.2%	31.8%	31.2%	30.9%	30.4%	30.4%	30.8%	30.8%	30.8%
高等学校	33.5%	33.0%	32.2%	31.5%	32.6%	32.5%	33.9%	34.1%	34.1%	33.9%

【D段階】

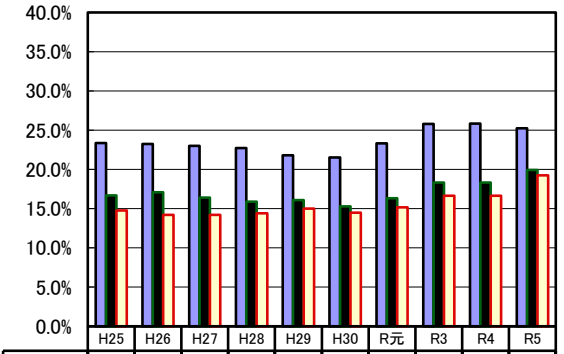

	H25	H26	H27	H28	H29	H30	R元	R3	R4	R5
小学校	23.4%	23.2%	23.0%	22.7%	21.8%	21.5%	23.3%	25.8%	25.8%	25.2%
中学校	16.7%	17.1%	16.4%	15.9%	16.1%	15.3%	16.3%	18.3%	18.3%	19.9%
高等学校	14.8%	14.2%	14.2%	14.4%	15.0%	14.5%	15.2%	16.6%	16.6%	19.2%

【E段階】

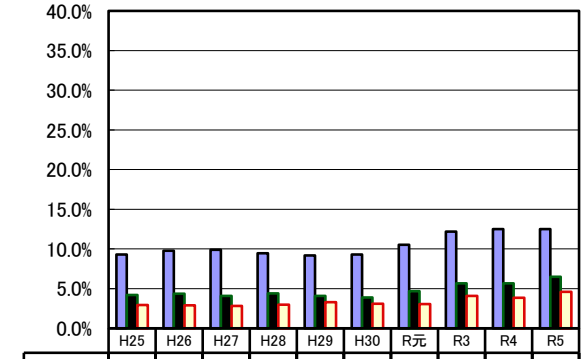

	H25	H26	H27	H28	H29	H30	R元	R3	R4	R5
小学校	9.3%	9.8%	9.9%	9.4%	9.2%	9.3%	10.5%	12.2%	12.5%	12.5%
中学校	4.2%	4.3%	4.1%	4.4%	4.1%	3.9%	4.7%	5.6%	5.6%	6.5%
高等学校	2.9%	2.9%	2.8%	3.0%	3.3%	3.1%	3.1%	4.1%	3.8%	4.6%